


**B** **E** **S** **T**

**Building**  
**Early**  
**Sentences**  
**Therapy**




15

*Listen to Learn*  
*Homework Booklet*




## Homework guide

These homework packs have been designed to support the language skills your child is learning during the BEST sessions by giving them **extra listening opportunities in a different setting**. There is one booklet for each of the 16 BEST sessions containing the same sentences used in the session. Try to spend **5-10 minutes each day** (or as often as you can!) going through the booklets with your child. You can scan the QR code at the bottom for a video showing what to do and follow the tips below. Make sure your child's teacher gives you a new homework booklet after each BEST session.



"Let's look at some pictures together!"

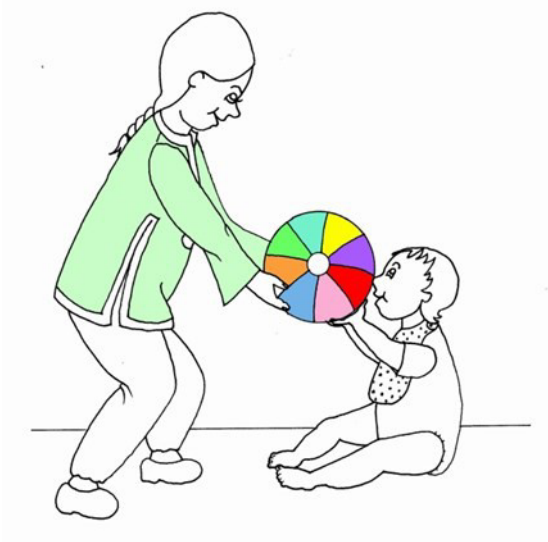
- Point to each picture in turn and leave a short gap to see if your child wants to describe the picture, **but don't ask them to describe it**.
- If your child describes the picture but misses out a word or uses an incorrect word **don't correct it**. Give praise for any attempts and then **say the correct sentence in full after your child has spoken. The most important thing is that your child hears the full sentence**.
- If your child says nothing **don't prompt them, just say the full sentence**.
- It is important that you **do not ask your child to repeat the sentence after you have spoken**.
- Your child does not have to be looking at you or at the pictures, as long as they can hear the sentence.



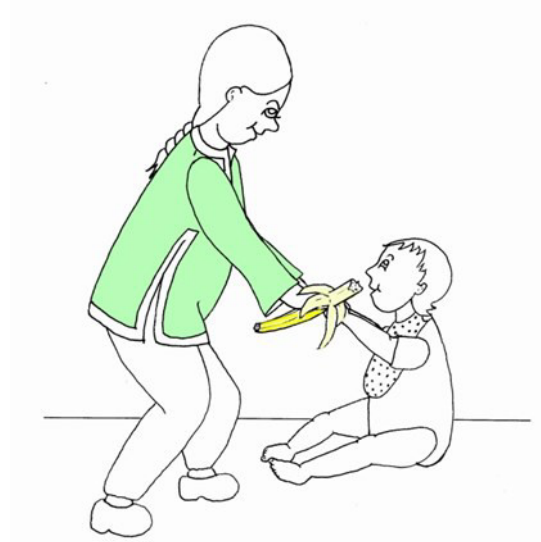
Child: "Girl sitting"  
Adult: "Yes! The girl is sitting."



## Set J—Giving



The girl is giving a ball  
to the baby




The girl is giving a banana  
to the baby




The girl is giving a phone  
to the baby



The girl is giving a lolly  
to the baby



The boy is giving an apple  
to the baby




The boy is giving an ball  
to the woman




The boy is giving a banana  
to the woman



The boy is giving a phone  
to the woman

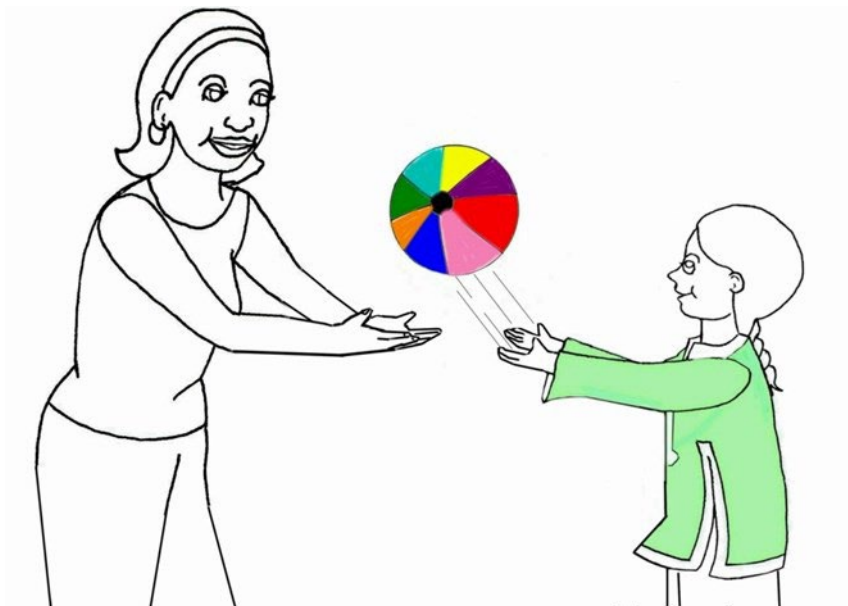


The boy is giving a lolly  
to the woman

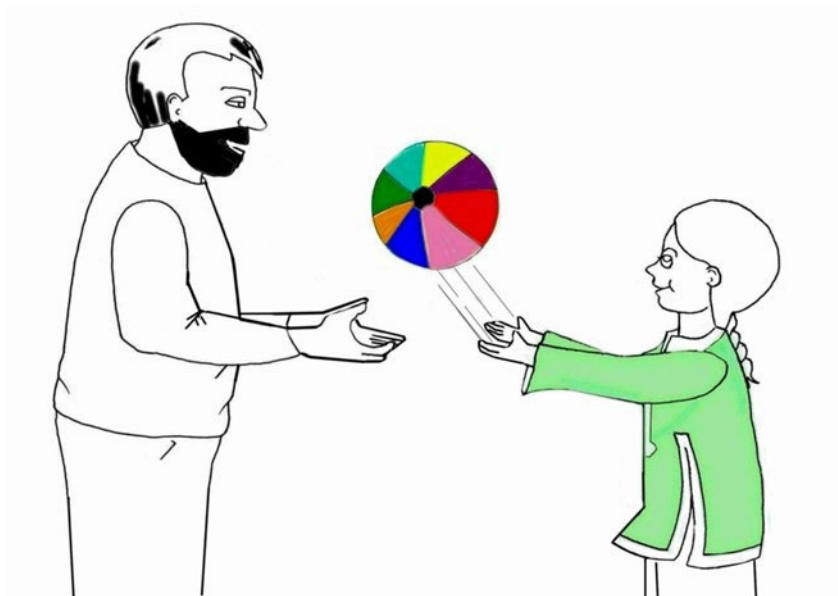


The boy is giving an apple to  
the woman

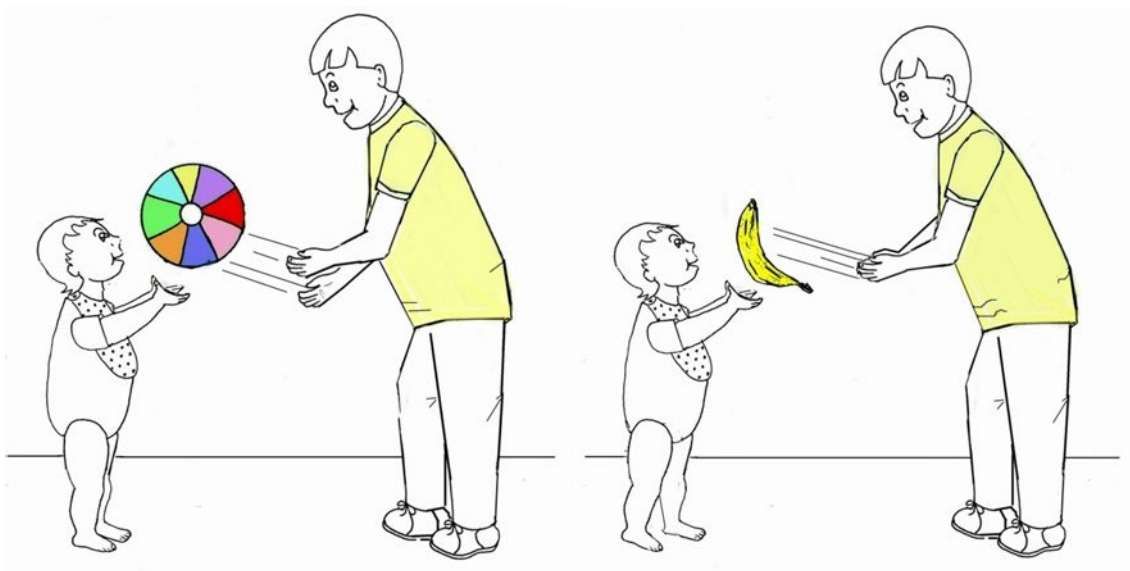
## Set K — Throwing



The girl is throwing a ball to  
the woman



The girl is throwing a ball to the man




The boy is throwing a ball to the baby

The boy is throwing a banana to the baby

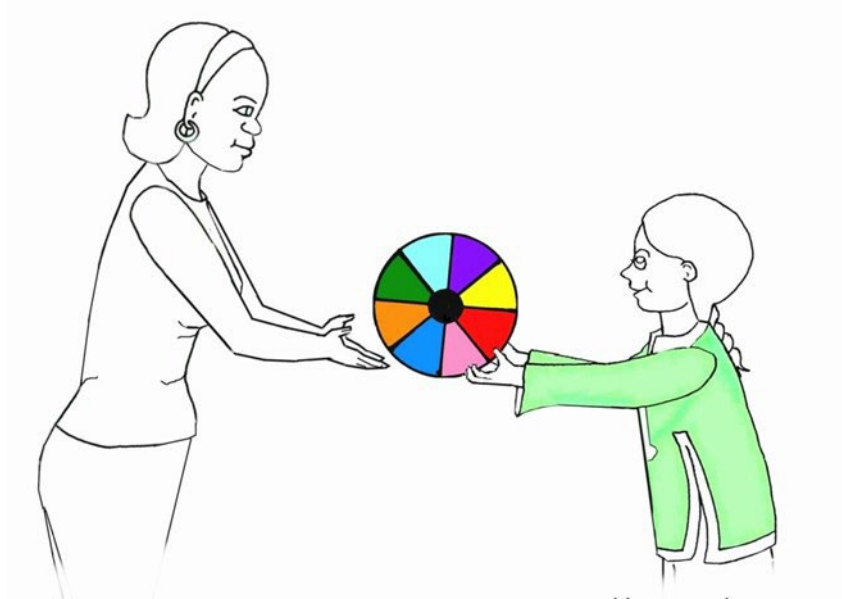


The boy is throwing a banana to the man



The boy is throwing a banana to the woman

## Set L — Giving



The girl is giving a ball to the woman

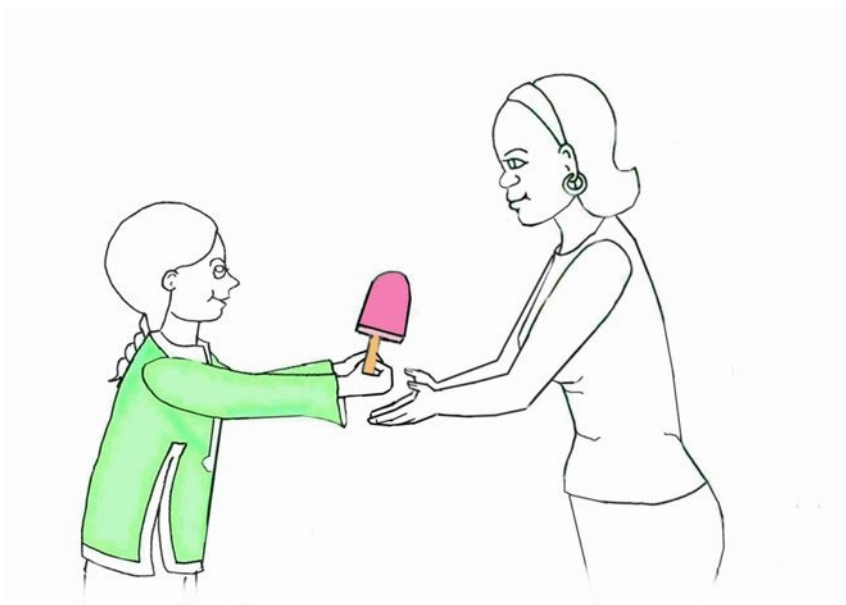


The girl is giving a banana to the woman






The girl is giving a phone to the woman




The girl is giving a lolly to the woman




The girl is giving a lolly to the woman


## Set L — Throwing



The boy is throwing a ball to the woman



The boy is throwing a ball to the man



The boy is throwing a ball to the baby

# Well Done!

You looked and listened  
really well

You deserve a high-five!



Cut out this star and stick it on your track

It goes on number 15. It  
looks like this:

